



# WEST HILLS

COMMUNITY COLLEGE DISTRICT

## Priority Registration for High School Seniors

---

Prepared by the WHCCD Office of Institutional Effectiveness  
Updated on Monday, November 14, 2011

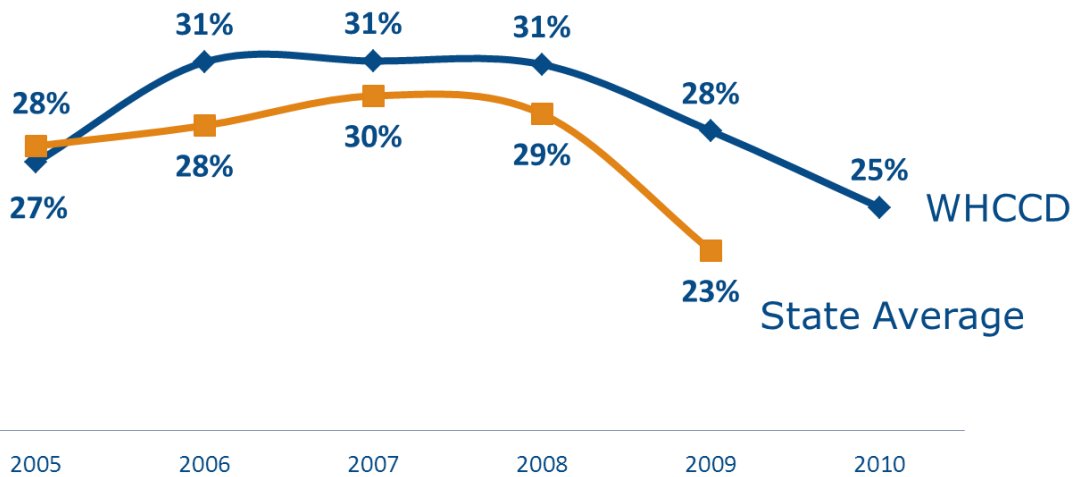
### Background

In an effort to improve the registration process for students, West Hills Community College District (WHCCD) implemented a priority registration process in 2010. The original priority registration process provided early registration dates to students who were part of a categorical program or continuing students who successfully completed 12 to 70 units in prior semesters. The priority registration process improved student's registration experience by reducing load from the registration system thus improving the system's processing speed. Also, workload for student services staff was spread out over a three week priority registration period.

The priority registration process, as it was originally designed in 2010, did not provide early registration for high school seniors. Furthermore, due to state budget cuts, course sections were reduced which limited the availability of courses for all students. The district and its colleges were concerned that feeder high school seniors, who were not included as part of its priority registration process, would be negatively impacted.

West Hills Community College District, as part of its performance indicators, closely monitors enrollment rates of feeder high school seniors into its system. Recent California Postsecondary Education Commission (CPEC) data demonstrates a 6% decline in statewide community college going rates for high school graduates. College going rates for feeder high school graduates into WHCCD are also following a declining trend. This data supported earlier concerns on the negative impact the reduction of sections would have on high school graduates who were trying to enter community colleges.

College Going Rates of High School Graduates to CA Community Colleges



Source: California Postsecondary Education Commission (CPEC); WHCCD Data Warehouse

## High School Seniors Priority Registration Process

In an effort to increase college going rates of feeder high school graduates, the district and its colleges decided to include feeder high school seniors as part of its priority registration process. Additionally, it was decided that, in order for high school seniors to receive priority registration, they would have to meet five matriculation requirements. These requirements would ease their transition from high school to WHCCD and provide students with tools to increase their success as college students.

### High School Senior Priority Registration Requirements

1. Complete the admissions application
2. Complete the financial aid or AB540 application
3. Complete orientation for new students
4. Receive an educational plan from a counselor or advisor
5. Take math and English placement tests

The high school priority registration process was implemented during the summer and fall 2011 registration period and it required a high level of pre-planning, coordination, and communication between outreach, student services, the registrar, and enrollment management office. The colleges modified outreach strategies, focused on promoting the benefits of priority registration to high school seniors, and worked diligently to ensure all feeder high school seniors were provided the necessary services to meet priority registration requirements. Outreach staff updated the student system to reflect the completion of orientation and education plans for each student served. Students’ admissions application, placement tests, and financial aid data was automatically uploaded into the system upon completion.

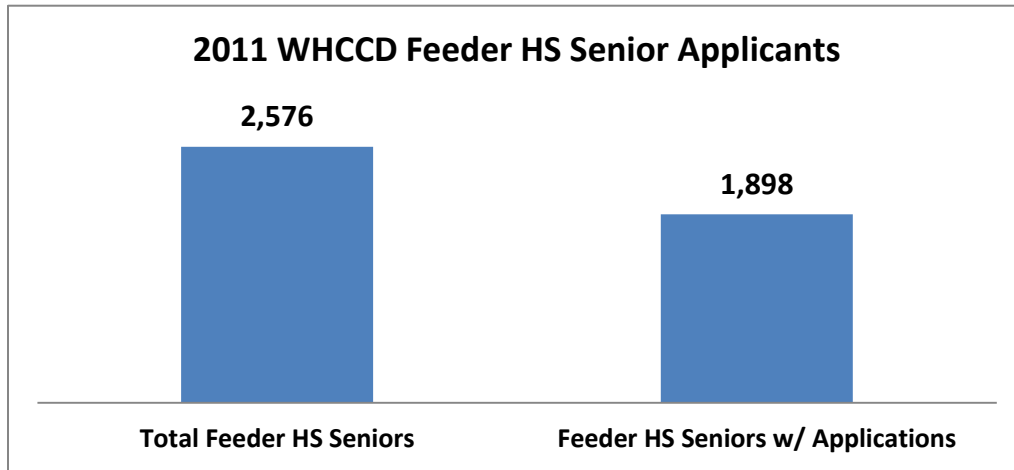
The district registrar developed a tracking report for all feeder high school seniors that applied for the summer or fall 2011 terms. The report provided a headcount of applicants by high school and displayed the number of students at each high school that met each of the priority registration requirements. The report was an important part of the process as it allowed outreach staff to drill down and identify student applicants who were missing requirements. Outreach staff scheduled follow up visits and targeted specific students who were missing priority registration requirements. The registrar and the enrollment management office developed a process to identify and grant all feeder high school applicants who met the requirements with priority registration.

Feeder High Schools	Applied	Financial Aid	ORIENTATION	EDPLAN	READING TEST	WRITING TEST	MATH TEST
AVENAL HIGH SCHOOL	136	80	130	91	102	102	103
CARUTHERS UNION HIGH SCHOOL	45	23	34	30	31	31	31
COALINGA HIGH SCHOOL	198	125	190	136	148	148	147
CORCORAN HIGH SCHOOL	145	39	48	33	55	55	56
FAITH CHRISTIAN ACADEMY	11	7	11	8	10	10	10
FIREBAUGH HIGH SCHOOL	157	85	156	56	78	82	80
HANFORD HIGH SCHOOL	178	87	86	79	100	101	104
HANFORD WEST HIGH SCHOOL	260	83	74	78	105	106	113
KINGS CHRISTIAN HIGH SCHOOL	10	3		1	6	6	6
LATON HIGH SCHOOL	45	32	32	33	39	39	39
LEMOORE MIDDLE COLLEGE	25	12	20	20	24	24	24
LEMOORE UNION HIGH SCHOOL	347	128	112	114	202	202	200
MENDOTA HIGH SCHOOL	104	51	96	47	65	69	65
RIVERDALE JT UNION HIGH SCHOOL	119	47	60	59	56	56	54
TRANQUILLITY UNION HIGH SCHOOL	118	56	111	60	69	71	70
<b>Grand Total</b>	<b>1898</b>	<b>858</b>	<b>1160</b>	<b>845</b>	<b>1090</b>	<b>1102</b>	<b>1102</b>

## Results

### Applicants

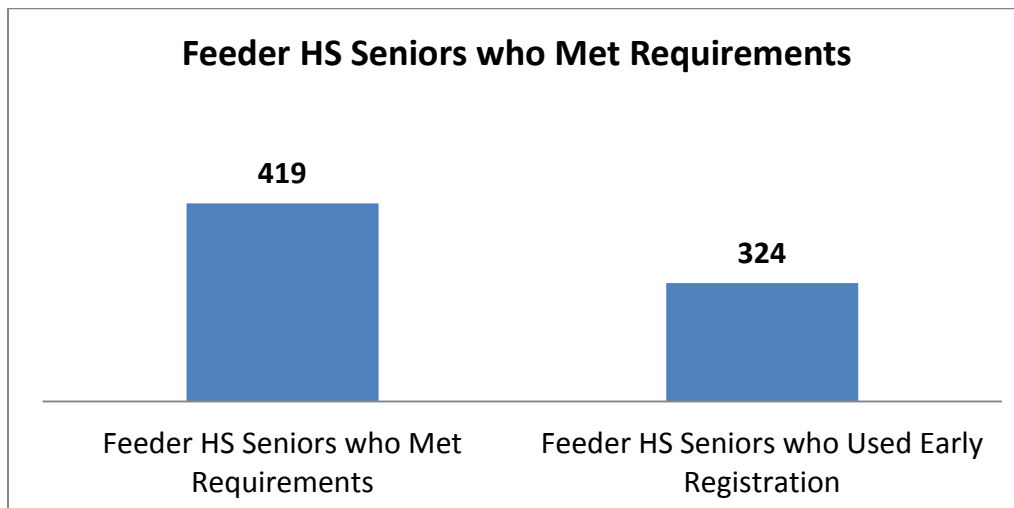
Outreach staff utilized a blanket approach that encouraged all feeder high school seniors (2,576) to apply to WHCCD. Approximately 74 % (1,898) of feeder high school seniors completed the admissions application.



Source: WHCCD Data Warehouse

### Priority Registration

A total of 419 feeder high school seniors who registered at WHCCD met the requirements for priority registration. Of those, 324 (77%) took advantage of the early registration date that was made available to them.



Note: Fifty-three seniors who completed requirements qualified as AB540 students.

Source: WHCCD Data Warehouse

### Impact on Matriculation Requirements

A total of 693 high school seniors applied and enrolled at WHCCD for the fall 2011 term. Sixty-one percent (419) of those students completed all priority registration requirements (Financial aid application, orientation, Ed plan, and placement tests) and thirty-eight percent partially completed the requirements. Only one percent of students did not meet any of the requirements.

SCHOOL	Total First-Term Students	Met All Requirements	Partially Met Requirements	Did not Meet any Requirements
AVENAL HIGH SCHOOL	75	76%	24%	0%
CARUTHERS UNION HIGH SCHOOL	17	65%	35%	0%
COALINGA HIGH SCHOOL	112	77%	23%	0%
CORCORAN HIGH SCHOOL	25	36%	64%	0%
FAITH CHRISTIAN ACADEMY	7	71%	29%	0%
FIREBAUGH HIGH SCHOOL	55	64%	36%	0%
HANFORD HIGH SCHOOL	72	61%	35%	4%
HANFORD WEST HIGH SCHOOL	54	41%	59%	0%
KINGS CHRISTIAN HIGH SCHOOL	6	0%	83%	17%
LATON HIGH SCHOOL	20	85%	15%	0%
LEMOORE MIDDLE COLLEGE	15	73%	27%	0%
LEMOORE UNION HIGH SCHOOL	119	45%	52%	3%
MENDOTA HIGH SCHOOL	42	67%	31%	2%
RIVERDALE JT UNION HIGH SCHOOL	37	57%	41%	3%
TRANQUILLITY UNION HIGH SCHOOL	37	51%	49%	0%
<b>Total</b>	<b>693</b>	<b>61%</b>	<b>38%</b>	<b>1%</b>

Source: WHCCD Data Warehouse

### Impact on College-Going Rates

The table below shows seven years of feeder high school graduate enrollments at WHCCD. The dramatic decrease in feeder high school enrollments during fall 2010 was due in part to state budget cuts and reduction of courses but primarily to the implementation of the district’s new priority registration process which did not include high school seniors. During the fall 2011, the district modified its priority registration process to include high school seniors and enrollment of high school graduates at WHCCD increased dramatically by 34%. These preliminary results show strong evidence that priority registration for high school seniors can have a positive impact on college-going rates.

High School	2005	2006	2007	2008	2009	2010	2011
AVENAL	32	68	38	35	58	55	73
CARUTHERS	9	10	4	0	1	0	16
COALINGA	85	116	88	120	119	100	112
CORCORAN	16	3	17	7	0	2	25
FAITH CHRISTIAN ACADEMY	0	0	0	0	6	1	7
FIREBAUGH	47	39	40	52	61	49	54
HANFORD	62	94	94	76	67	37	72
HANFORD WEST	69	52	56	66	59	56	52
KINGS CHRISTIAN	8	9	7	0	2	0	7
LATON	10	5	6	4	1	9	19
LEMOORE MIDDLE COLLEGE	0	0	0	0	1	2	15
LEMOORE UNION	127	140	153	142	140	108	119
MENDOTA	28	36	32	35	36	32	42
RIVERDALE	11	17	18	25	24	32	32
TRANQUILLITY	16	12	7	16	24	26	37
<b>Total</b>	<b>520</b>	<b>601</b>	<b>560</b>	<b>578</b>	<b>599</b>	<b>509</b>	<b>682</b>
<b>% Change</b>	<b>Baseline</b>	<b>16%</b>	<b>-7%</b>	<b>3%</b>	<b>4%</b>	<b>-15%</b>	<b>34%</b>

Source: WHCCD Data Warehouse